

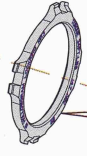
Loctite 242 (Blue)
Flow/apply the loctite into the
crankarm and spidering interface
and threaded ring thread when the
parts are mated.



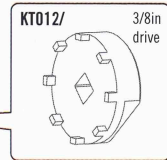
DRIVE SIDE
SISL2 CRANKARM

spline hole

Markings face out.
MK3 THREADED RING
40 Nm, 30 FtLbs



KP021/

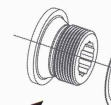


KT012/

3/8in
drive

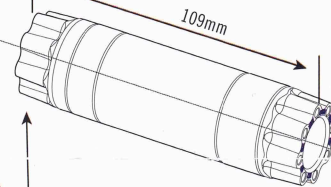
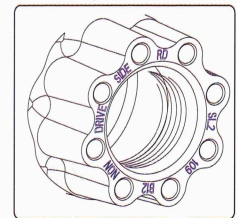
SISL2 SPIDERING

10mm Allen
FIXING BOLT
40 Nm, 30 FtLbs



Apply bearing grease

PLEASE NOTE: That the NON-DRIVE
side of the spindle is marked.



109mm

KP250/

Apply bearing grease

2.5mm SL2
DRIVE SIDE
SPACER

2mm SL2
BEARING
SHIELD

